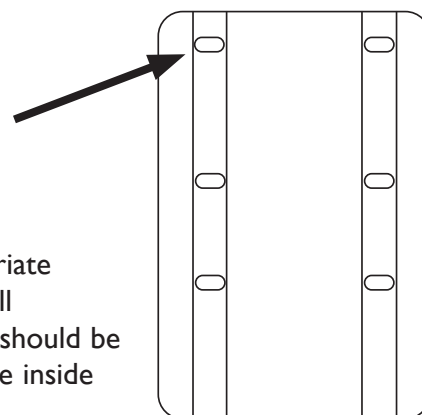
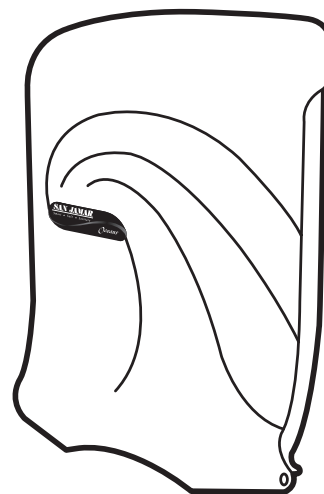


San Jamar Oceans® Ultrafold (T1790) C-Fold/Multifold Towel Dispenser Installation Instructions

The user is responsible for the proper installation and use of this dispenser.

Equipment needed: Measuring tape
Level
Drill & Drill Bits
Screwdriver
Pencil
Eye Protection
Appropriate fasteners (screws, bolts, anchors, washers, etc.) for mounting

1. Open unit using key. Key can be found taped to back of unit. Insert key into slot on top of unit and push down to release cover.
2. Determine position on wall/surface with unit open. Through holes at the back of the unit, use pencil to mark the spots where the drilling will be necessary. Try to mark spots as close to the edge of the mounting hole guides as possible.
3. You will need to provide six (6) fasteners for mounting. Minimum recommended fastener head size #10 sheet metal or wood screw using a 1/2" diameter flat washer.
4. Drill the marked spots on the wall/surface with appropriate drill bit.
5. Complete installation. Be sure to use fasteners (and anchors) that are appropriate for the wall/surface to which the dispenser will be mounted. Mounting using all six (6) holes is required for proper function of the dispenser. The installation should be done with the flat washer positioned between the head of the fastener and the inside back of the dispenser





Dispenser Operation:

To fill dispenser after mounting, Insert key in slot at top of unit and push down. Cover will open forward. Insert towel stack, making sure fold edge of towel is down. Close cover.

Replacement Parts (available at www.edispensers.com):

Name	Part No.
Key	N16
TBK (black) Cover & Pivot Posts	XT79TBK
TBL (blue) Cover & Pivot Posts	XT79TBL
WS (white sand) Cover & Pivot Posts	XT79WS
Lock Fingers	T1438

Product Code Date location: Open dispenser, take out any paper. Look in back on the right side of dispenser for two (2) circles molded into the back of unit. Top circle arrow points to year, Bottom circle arrow is Month.



SAN JAMAR

Smart ♦ Safe ♦ Sanitary

555 Koopman Lane - Elkhorn, Wisconsin 53121 USA
Customer Care: 800.248.9826
T: 262.723.6133 F: 262.723.4204 E: info@sanjamar.com
Website: www.sanjamar.com Parts: www.edispensers.com

#100228 Rev B